

# Step by step guide to: Bill Pay

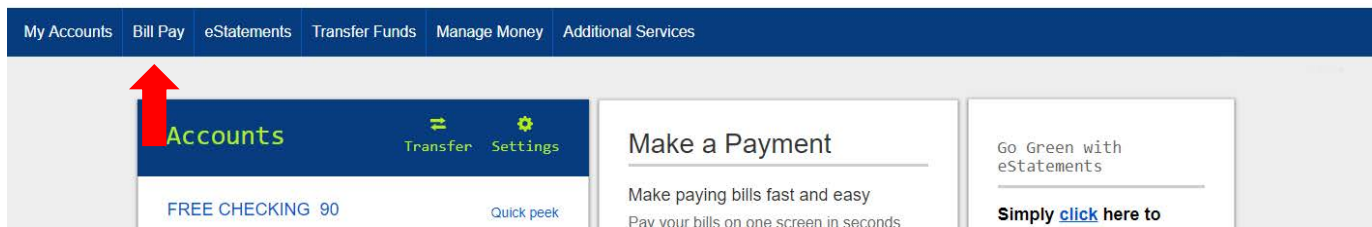
---

# What is Bill Pay?

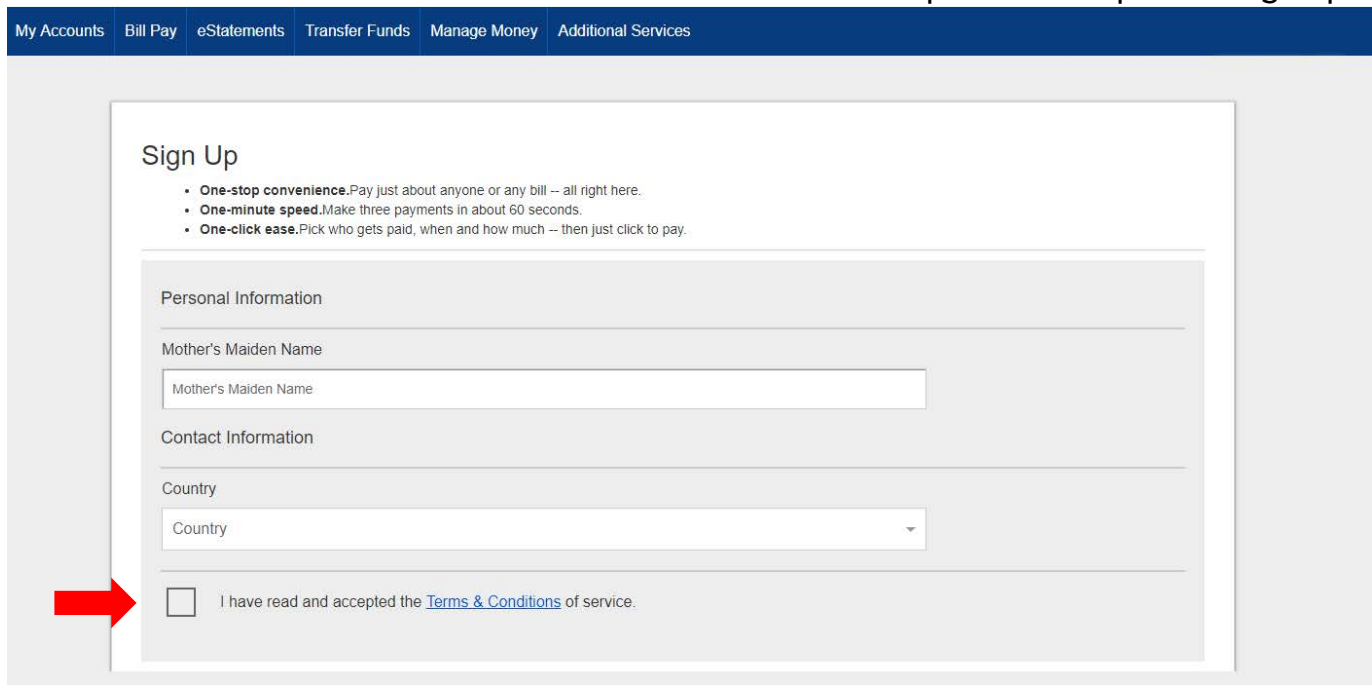
Bill Pay is a way for you to electronically transfer money out of one of your accounts to pay your bills. Bill Pay is available in the online banking portal and through our Sikorsky Credit Union mobile app.

## Setting Up Bill Pay

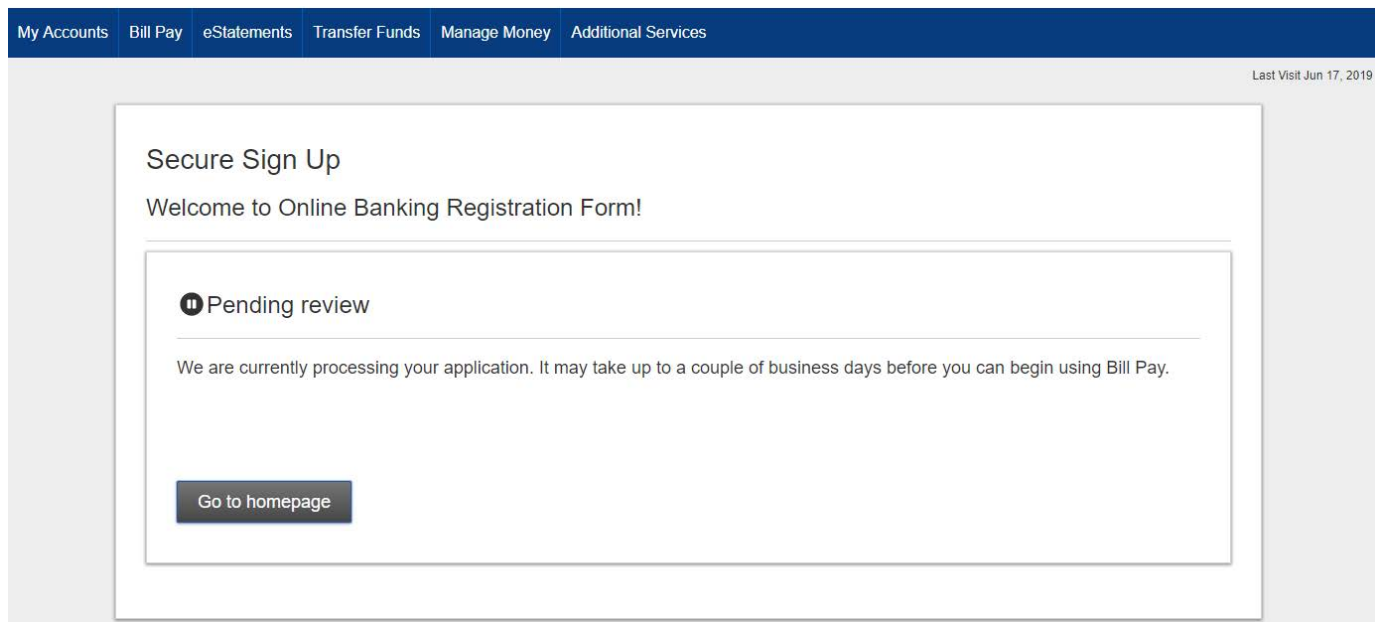
Once logged into online banking, click on Bill Pay in the blue bar underneath the Sikorsky Credit Union Logo.



On the next screen, a form will appear for you to fill out. Fill out this form correctly and click on the checkmark next to Terms and Conditions of Service to accept. Click complete to sign up.


A screenshot of the 'Sign Up' form. The form is titled 'Sign Up' and contains the following sections: 'Personal Information' with a 'Mother's Maiden Name' text input field; 'Contact Information' with a 'Country' dropdown menu; and a checkbox labeled 'I have read and accepted the Terms & Conditions of service.' A red arrow points to this checkbox. The navigation bar from the previous screenshot is visible at the top of the page.

After clicking complete to sign up, you will receive a message on the screen saying that Bill Pay setup is pending review.



Within a few business days, you will receive an email saying that your account has been approved for Bill Pay. Once you receive this email, you will be able to set up your bill payees.

Welcome to Sikorsky Credit Union Online Bill Pay Service

 mail@sikorskyfcu.org  
To

[↩ Reply](#) [↩ Reply All](#) [→ Forward](#) [⋮](#)

Greetings from Sikorsky Credit Union Online Bill Pay Service!

You have been approved and may begin using this service immediately. To begin using this service, all you need to do is set up your payees. A payee is any individual or business in the U.S. who you want to pay. After logging in, click the link to add a payee, and follow the onscreen instructions. You can specify the funding account and payment rules for each payee.

Helpful Hint: To make this process quick and easy, have an old bill handy or the payee's full name, address, and account number, as well as your checkbook.

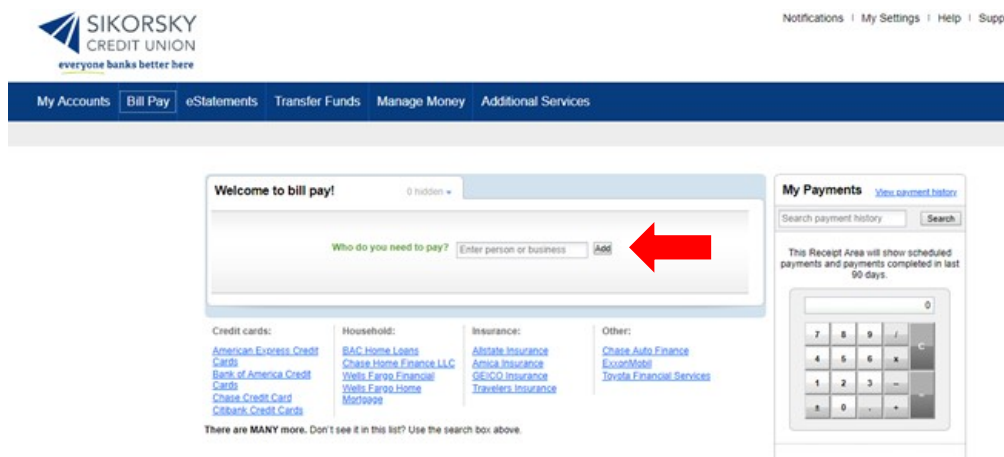
You may also choose to take advantage of our bill presentment feature and begin receiving your bills online when adding a new payee.

To view your account, go to [sikorskycu.org](http://sikorskycu.org)

If you have any questions, please contact us at [mail@sikorskyfcu.org](mailto:mail@sikorskyfcu.org) or call us at 203-377-2252 option 4.

Sincerely,  
Sikorsky Credit Union Online Bill Pay Service

Log back into online banking, select bill pay, and you will see a different screen. On this screen, you'll want to type the name of the payee you'd like to pay and fill out the rest of the form accordingly. To make this process as easy and quick as possible, have an old bill handy or your payee's name, address, and account number along with your checkbook readily available.



## Contact Us

We're here to answer your questions, address your concerns, and help you improve your financial well-being.

Telephone: 203-377-2252

Email: [Please click here to send us a secure email](#)

Visit: [Stop in at one of our local branches.](#)

Find us on social media at [Facebook](#), [LinkedIn](#), [Twitter](#), or [YouTube](#).