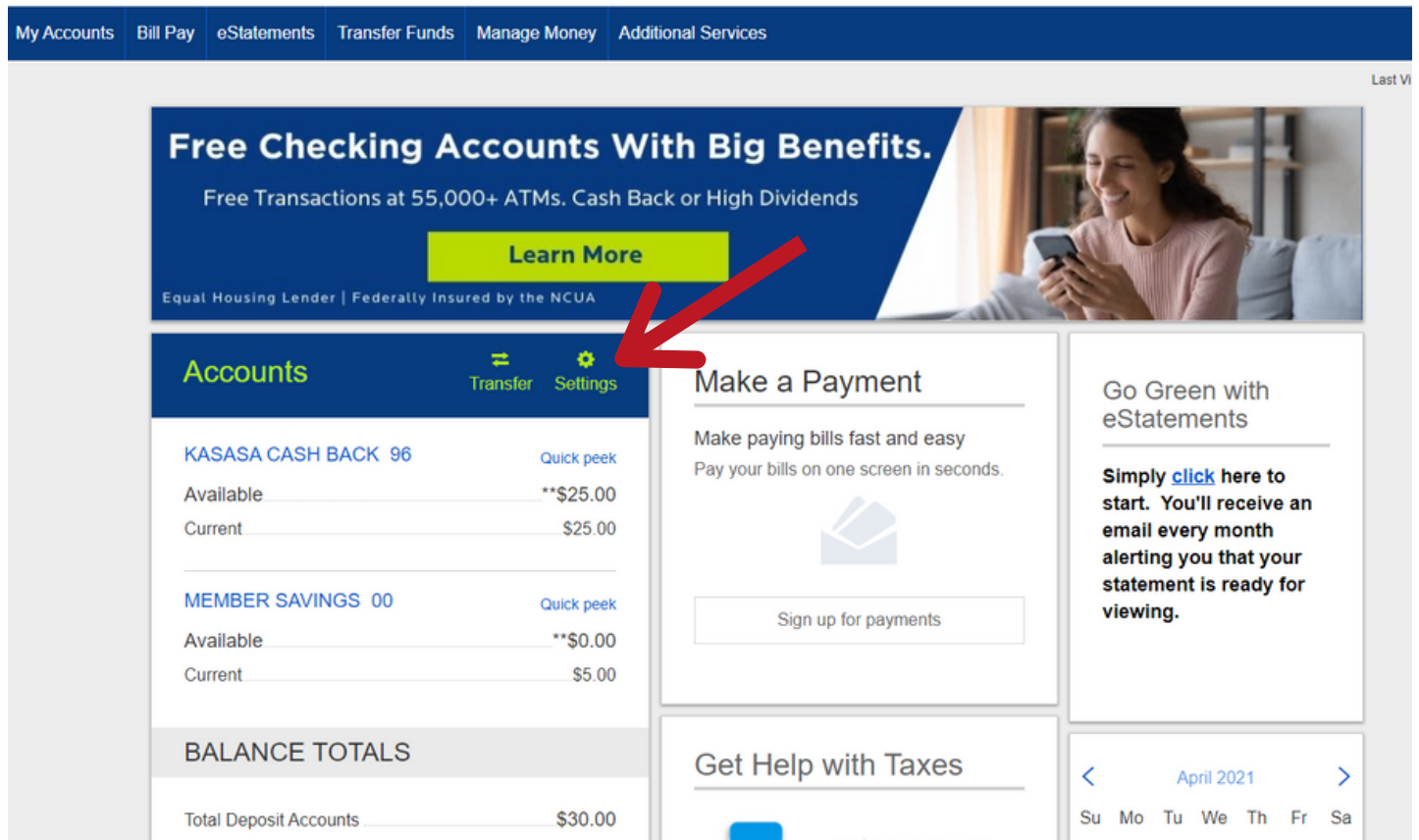


# SYSTEM ENHANCEMENT

## HOW TO HIDE ACCOUNTS IN ONLINE BANKING

### Step 1: Login to Online Banking

Once logged in you will be brought to the Sikorsky Credit Union Online Banking Home screen. You will want to click on the green 'settings' button in the blue account bar.



My Accounts | Bill Pay | eStatements | Transfer Funds | Manage Money | Additional Services

Free Checking Accounts With Big Benefits.  
Free Transactions at 55,000+ ATMs. Cash Back or High Dividends  
[Learn More](#)  
Equal Housing Lender | Federally Insured by the NCUA

**Accounts**    [Transfer](#)    [Settings](#) (indicated by red arrow)

<b>KASASA CASH BACK 96</b> <a href="#">Quick peek</a>
Available    **\$25.00
Current    \$25.00

---

<b>MEMBER SAVINGS 00</b> <a href="#">Quick peek</a>
Available    **\$0.00
Current    \$5.00

---

<b>BALANCE TOTALS</b>
Total Deposit Accounts    \$30.00

**Make a Payment**  
Make paying bills fast and easy  
Pay your bills on one screen in seconds.  
[Sign up for payments](#)

**Go Green with eStatements**  
Simply [click here](#) to start. You'll receive an email every month alerting you that your statement is ready for viewing.

**Get Help with Taxes**

April 2021  
Su Mo Tu We Th Fr Sa

## Step 2: Change Your Account Preferences




On the Account Preferences screen, check only the accounts you wish to see. Your changes will be automatically saved. To exit the screen, click the green 'Go to My Accounts' button.

My Accounts | Bill Pay | eStatements | Transfer Funds | Manage Money | Additional Services

Account Preferences

Modify the display of your accounts.

**i** To reorder accounts, just drag and drop with a click on the row handle.

	Account Name	Nickname	Show Account 
	KASASA CASH BACK 96	<input type="text" value="KASASA CASH BACK"/>	<input checked="" type="checkbox"/>
	MEMBER SAVINGS 00	<input type="text" value="MEMBER SAVINGS"/>	<input checked="" type="checkbox"/>

[Go to My Accounts](#)

Last V