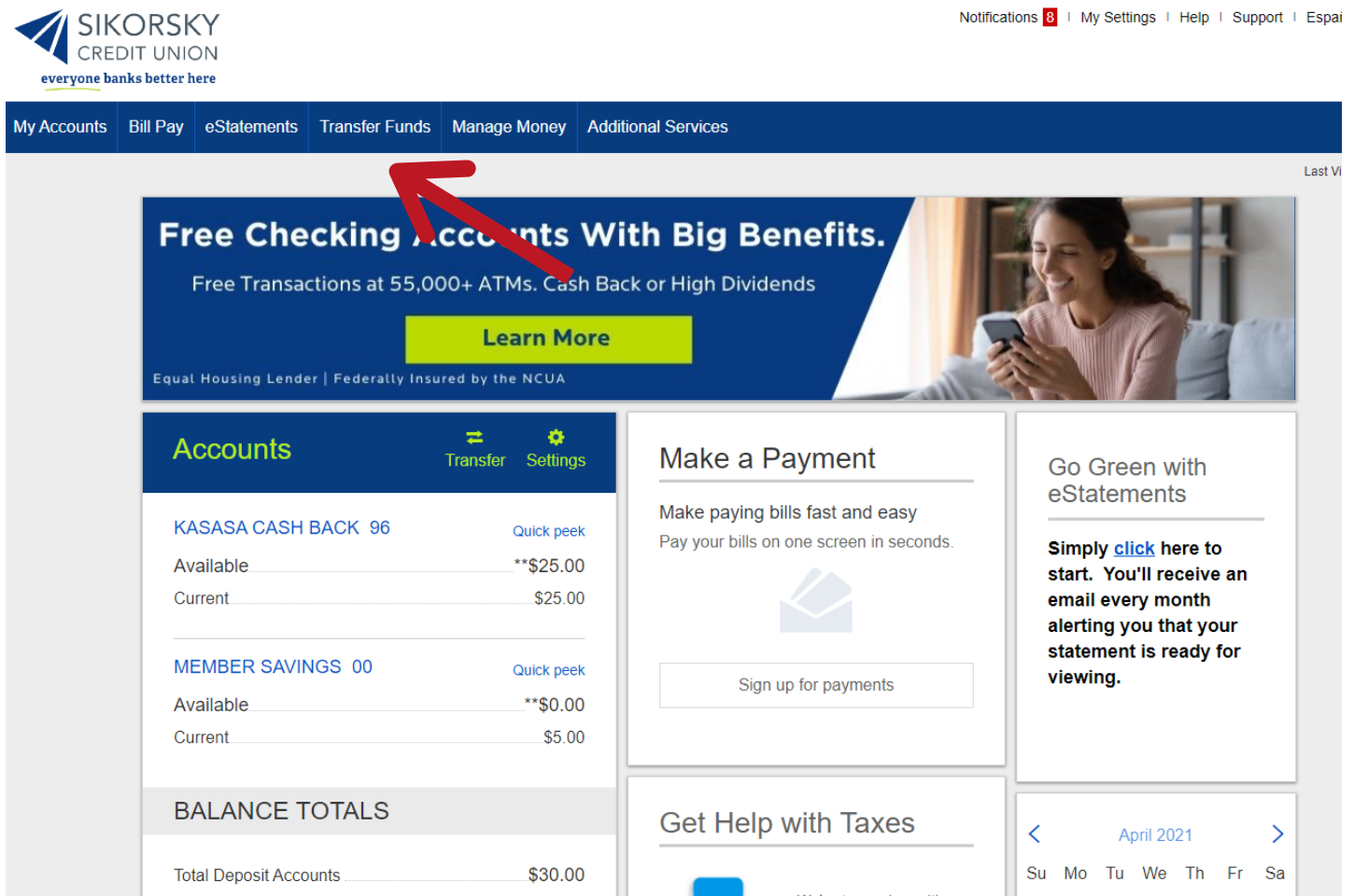


# SYSTEM ENHANCEMENT

## HOW TO RE-AUTHENTICATE YOUR ACCOUNT IN ONLINE BANKING

### Step 1: Login to Online Banking

Once logged in you will be brought to the Sikorsky Credit Union Online Banking Home screen. Click on transfer and select 'External Transfers.'



Notifications 8 | My Settings | Help | Support | Espa

My Accounts | Bill Pay | eStatements | **Transfer Funds** | Manage Money | Additional Services

**Free Checking Accounts With Big Benefits.**  
Free Transactions at 55,000+ ATMs. Cash Back or High Dividends  
[Learn More](#)  
Equal Housing Lender | Federally Insured by the NCUA

**Accounts** Transfer Settings

**KASASA CASH BACK 96** Quick peek

Available	**\$25.00
Current	\$25.00

**MEMBER SAVINGS 00** Quick peek

Available	**\$0.00
Current	\$5.00

**Make a Payment**

Make paying bills fast and easy  
Pay your bills on one screen in seconds.

[Sign up for payments](#)

**Go Green with eStatements**

Simply [click here to start](#). You'll receive an email every month alerting you that your statement is ready for viewing.

**BALANCE TOTALS**

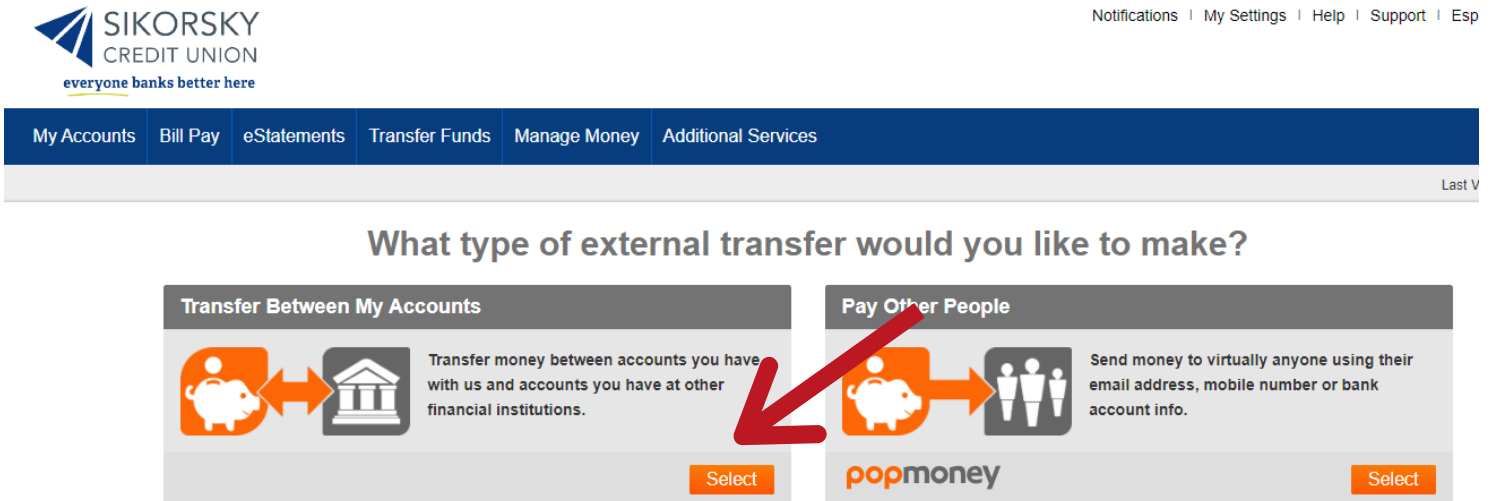
Total Deposit Accounts	\$30.00
------------------------	---------

April 2021

Su Mo Tu We Th Fr Sa

## Step 2: External Transfer Screen

On the External Transfer Screen choose the orange 'Select' button to transfer between your Sikorsky Credit Union account and the account at another financial institution.




Notifications | My Settings | Help | Support | Esp

My Accounts | Bill Pay | eStatements | Transfer Funds | Manage Money | Additional Services

Last V

### What type of external transfer would you like to make?


**Transfer Between My Accounts**



Transfer money between accounts you have with us and accounts you have at other financial institutions.

[Select](#)

**Pay Other People**



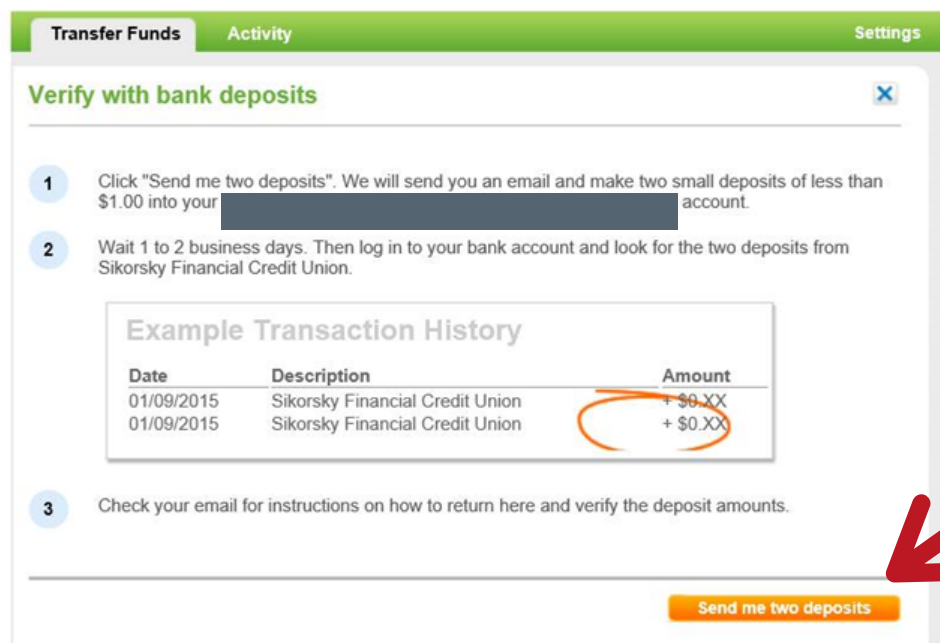
Send money to virtually anyone using their email address, mobile number or bank account info.

[Select](#)

*(A red arrow points to the 'Select' button in the 'Transfer Between My Accounts' option.)*

## Step 3: Reauthenticating External Accounts

You may be asked to reauthenticate an external account you set up. To do this, you will need to put in your account information and verify bank deposits. You will be send two small deposits within 1-2 business days. An email will be sent to you with instructions on how to verify. The screen will look like this:



Transfer Funds | Activity | Settings

### Verify with bank deposits

- Click "Send me two deposits". We will send you an email and make two small deposits of less than \$1.00 into your [redacted] account.
- Wait 1 to 2 business days. Then log in to your bank account and look for the two deposits from Sikorsky Financial Credit Union.

**Example Transaction History**

Date	Description	Amount
01/09/2015	Sikorsky Financial Credit Union	+ \$0.XX
01/09/2015	Sikorsky Financial Credit Union	+ \$0.XX

*(A red circle highlights the two deposit amounts in the table.)*

- Check your email for instructions on how to return here and verify the deposit amounts.

[Send me two deposits](#)

*(A red arrow points to the 'Send me two deposits' button.)*