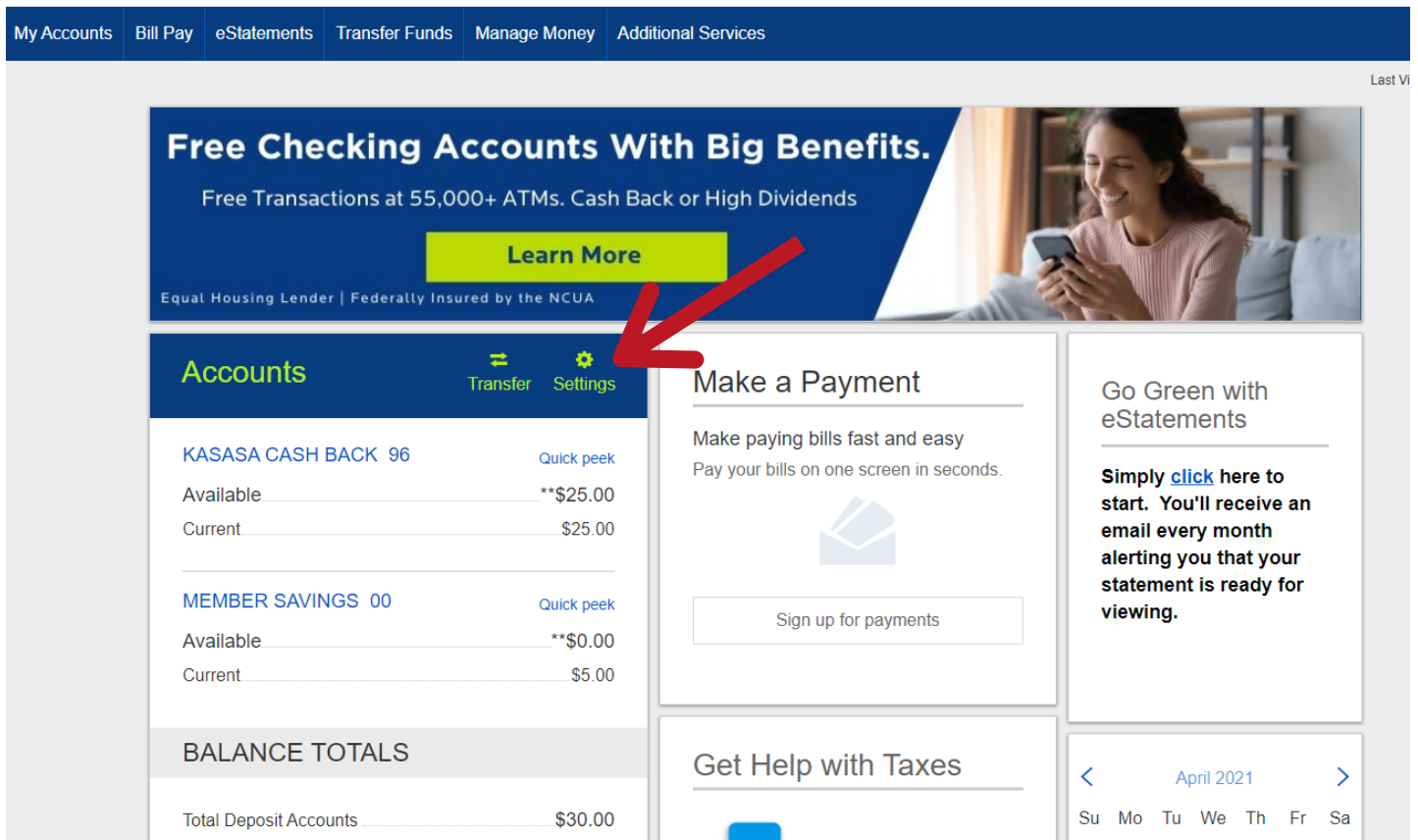


SYSTEM ENHANCEMENT

HOW TO UPDATE ACCOUNT NICKNAMES IN ONLINE BANKING

Step 1: Login to Online Banking

Once logged in you will be brought to the Sikorsky Credit Union Online Banking Home screen. Click on the green 'settings' button in the blue account bar.



The screenshot shows the online banking interface. At the top, there is a navigation bar with links: My Accounts, Bill Pay, eStatements, Transfer Funds, Manage Money, and Additional Services. Below this is a promotional banner for "Free Checking Accounts With Big Benefits." with a "Learn More" button. A red arrow points to the "Settings" button (gear icon) in the "Accounts" section. The "Accounts" section lists two accounts: "KASASA CASH BACK 96" and "MEMBER SAVINGS 00". The "KASASA CASH BACK 96" account shows an available balance of **\$25.00 and a current balance of \$25.00. The "MEMBER SAVINGS 00" account shows an available balance of **\$0.00 and a current balance of \$5.00. Below the accounts is a "BALANCE TOTALS" section showing a total deposit of \$30.00. To the right of the accounts section are three main cards: "Make a Payment", "Go Green with eStatements", and "Get Help with Taxes". The "Make a Payment" card has a "Sign up for payments" button. The "Go Green with eStatements" card has a "Simply click here to start" link. The "Get Help with Taxes" card has a "Make teamed up with" link. At the bottom right, there is a calendar for April 2021.

Step 2: Change Your Account Preferences



On the Account Preferences screen, enter your new nickname for the account you choose to rename. To exit the screen, click the green 'Go to My Accounts' button.

My Accounts | Bill Pay | eStatements | Transfer Funds | Manage Money | Additional Services

Account Preferences

Modify the display of your accounts.

i To reorder accounts, just drag and drop with a click on the row handle.

	Account Name	Nickname	Show Account ?
	KASASA CASH BACK 96	<input type="text" value="KASASA CASH BACK"/>	<input checked="" type="checkbox"/>
	MEMBER SAVINGS 00	<input type="text" value="MEMBER SAVINGS"/>	<input checked="" type="checkbox"/>

[Go to My Accounts](#)

Last V