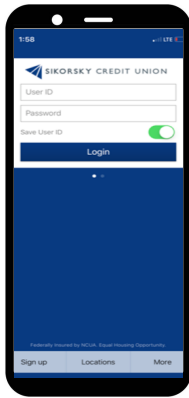
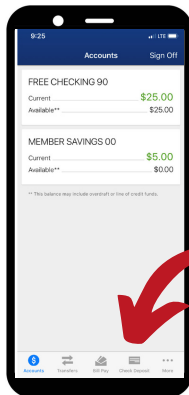


DEPOSIT A CHECK THROUGH THE MOBILE APP



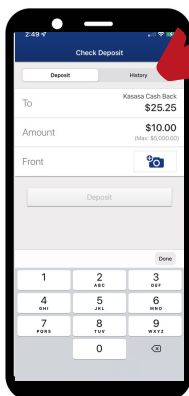
Step 1:

Login to The Sikorsky Credit Union Mobile App.



Step 2:

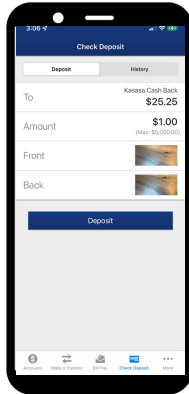
Click 'Check Deposit' at the bottom right.



Step 3:

Choose the account you want to deposit to and enter the check amount.

IMPORTANT: Sign the back of the check and write 'For Mobile Deposit Only Sikorsky CU'



Step 4:

Take a photo of the front of the check, then take a photo of the back of the check and tap 'deposit.'